

No Child Left Behind

Federal law requires accountability in 37 areas of student achievement. A full report for our school can be found at


<http://reportcard.ospi.k12.wa.us>

The Yakima Valley Regional Library located at 5709 Summitview Avenue has computers available for public use.

Parents may request from the school principal information regarding the professional qualifications of their student's classroom teacher and paraprofessionals.

All of the schools in West Valley work for continuous improvement.

At West Valley High School Freshman Campus, our goal is to have every student meet the state standard for their grade level in each academic area. Our staff works collaboratively to help students reach those goals.





The West Valley School District complies with all federal and state rules and regulations and does not discriminate on the basis of race, color, national origin, gender, or disability. This holds true for all students who are interested in participating in educational programs and/or extracurricular school activities. Inquiries regarding compliance and/or grievance procedures may be directed to the school district's Title IX/RCW 28A.640 officer and Section 504 ADA coordinator: John King, 8902 Zier Road, Yakima, WA 98908, (509) 972-6016.

This report fulfills the requirements of Federal and State Law CESEA Section III(h)(2) and RCW 28A.655.110

Non-Profit Org.
U.S. POSTAGE
PAID
Yakima, WA
Permit No. 88

West Valley High School
9800 Zier Road
Yakima WA 98908



WEST VALLEY Freshman Campus

Annual School Performance Report 2010-2011

The Freshman Campus experienced a remarkable first year as staff, students and parents worked together to acclimate 9th graders to the high school experience. The teaching staff, most of whom transferred from the Junior High School, quickly adapted expectations for academic accomplishments to the rigor expected of high achieving high schools. It was a year of transition for all of us.

There is limited state required testing for 9th graders. However, working within the context of the District assessment system, students were administered a persuasive writing assessment which was scored using the state rubric. This year, all students will take an expository writing assessment in January and the persuasive writing assessment in May. These scores are entered into the student records system and will assist teachers in the 10-12 building to better understand the writing levels of their students.

In 2011 the State replaced the 10th grade math HSPE with end-of-course assessments in Algebra I and Geometry. The Class of 2014 performed quite well on both of these assessments. 71.4% of students taking the Algebra I exam and 92.2% of those who took the Geometry assessment met standard. Students and teachers are already gearing up for the end-of-course assessment in Biology required for the Class of 2015. Newly adopted instructional materials in biology are better aligned to the state standards. An additional benefit for students and parents are the on-line support materials. Teachers, students, and parents appear to be pleased with the return to a more traditional approach in teaching Algebra and Geometry. As with the biology texts, the Holt on-line math materials provide multiple opportunities for re-teaching and practice outside the classroom.

The 2010-11 school year was the last on the 4 x 3 trimester block schedule that has been in place for the past 13 years. Students are now on a 6 x 2 semester schedule and enrolled in core academic classes for the entire school year. Teachers accustomed to 78 minutes of instructional time each day for 60 days are adjusting to 55 minutes per day for 90 days.

The Freshman Campus continues to provide a safe and academically challenging environment for youngsters to transition from junior high to high school. We will continue to review the data related to student performance and adjust instructional methods and course offerings to better meet the diverse needs of our students. We continue to be concerned by the number of students who choose to be absent and not engage in the educational experience. Steps are underway to address student absenteeism; teachers can't teach children who are not in school.

Sincerely,
Jean Seibert, Ph.D.
Principal

West Valley High School Freshman Campus

2010-2011

Dr. Jean Seibert, Principal 9206 Zier Rd., Yakima WA 98908 (509) 972-5600

About Our School

The West Valley High School Freshman Campus is home to approximately 400 students, 22 teachers, 1 principal, and 10 support staff. Students are between the ages of 14 and 16 and are classified by credits as freshman (0 - 6 credits).

The Freshman Campus is part of the West Valley High School. Our students have the opportunity to attend some courses on the high school campus and walk between the two buildings. Freshmen join the older high school students on the high school campus for assemblies and patriotic observances. As in the past, 9th graders are encouraged to participate in various high school programs such as marching band and athletics. The difference is that now all students, 9 - 12, are Rams.

The Freshman Campus expands the tradition of excellence in academic and social opportunities for all students the West Valley community has come to expect from its schools. I encourage you to visit our school website for calendar items and events specifically for 9th grade students.

Sincerely,
Jean Seibert, Ph.D.

Our Mission

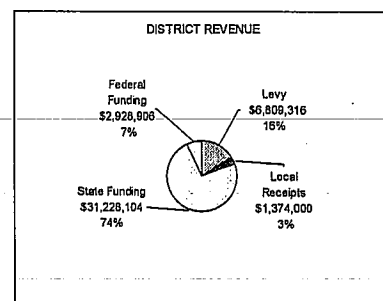
The mission of West Valley High School Freshman Campus is to ensure that students become life-long learners, creative problem-solvers and successful citizens.

Demographics

| Students | School | District |
|-------------------------------------------------|--------|----------|
| Enrollment | | |
| October 2010 Student Count | 400 | 4,959 |
| May 2011 Student Count | 382 | 4,918 |
| Gender | | |
| Male | 55.0% | 52.8% |
| Female | 45.0% | 47.2% |
| Ethnicity | | |
| American Indian or Alaskan Native | 1.8% | 0.9% |
| Asian | 2.5% | 2.2% |
| Pacific Islander | 0.3% | 0.0% |
| Asian/Pacific Islander | 2.8% | 2.2% |
| Black | 1.3% | 1.2% |
| Hispanic | 19.3% | 20.9% |
| White | 74.3% | 73.1% |
| Special Programs (% of total enrollment) | | |
| Free or Reduced Lunch (May 2011) | 35.6% | 38.9% |
| Special Education (May 2011) | 10.5% | 13.7% |
| Transitional Bilingual (May 2011) | 1.0% | 2.8% |
| Migrant (May 2011) | 1.3% | 1.5% |
| Staff | | |
| Classroom Teachers | 20 | 252 |
| Average Years of Teaching Experience | 13.4 | 12.7 |
| Certificated Staff with Master's Degree | 65.0% | 65.9% |
| Achievement Factors | | |
| Parent Participation in Registration | 98% | |
| Unexcused Absences | 21% | |
| Learning Environment | | |
| Students Participating in ASB Activities | 83% | |
| Student Suspensions | 22 | |
| Weapons Incidents | 0 | |

Financial Resources

With the support of our Community, the two-year maintenance and operation levy that was approved by the voters in 2010 is able to provide many essential services that are not funded by the State. In addition, local levy funds provide enhanced instructional programs and additional curriculum materials for students. The levy represents 16% of the District's revenue, while the State provides 74% and the federal government provides 7%. The remaining 3% is generated from local receipts.



Per Pupil District Expenditure: \$9,209
2011-12 District Budget: \$43,476,219
Levy 2012: \$6,900,000